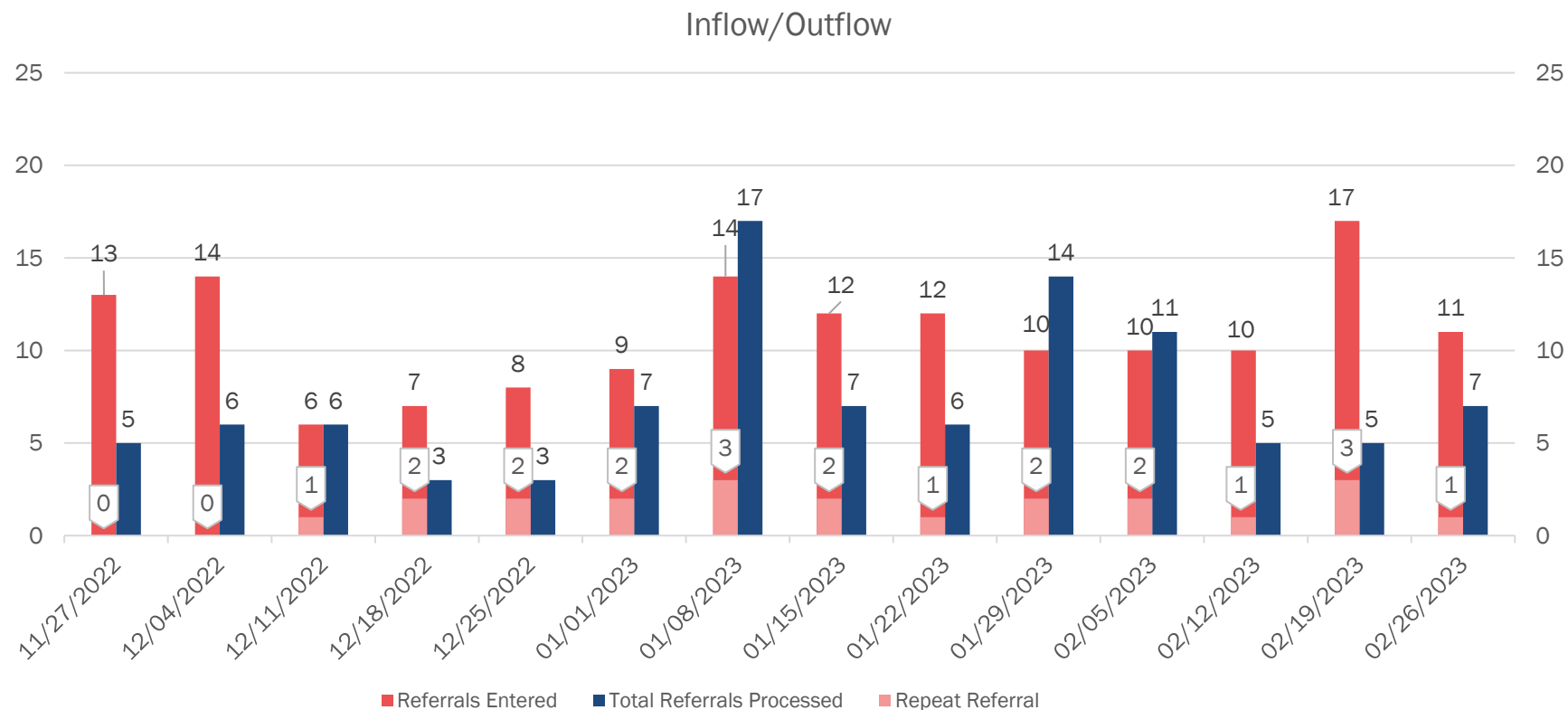


# Home Care Provider Referral Portal – Summary

NOTE: Data does not include referrals for the OHA@Home Cost Share program or managed care.

March 6, 2023	
342 Total Referrals	
<ul style="list-style-type: none"> <li>• 117 Available</li> <li>• 39 Selected (for review by provider)</li> <li>• 186 Processed (with service authorized in the past six months)</li> </ul>	

Percent of Total Referrals Processed (within past six months)	54%
---	-----



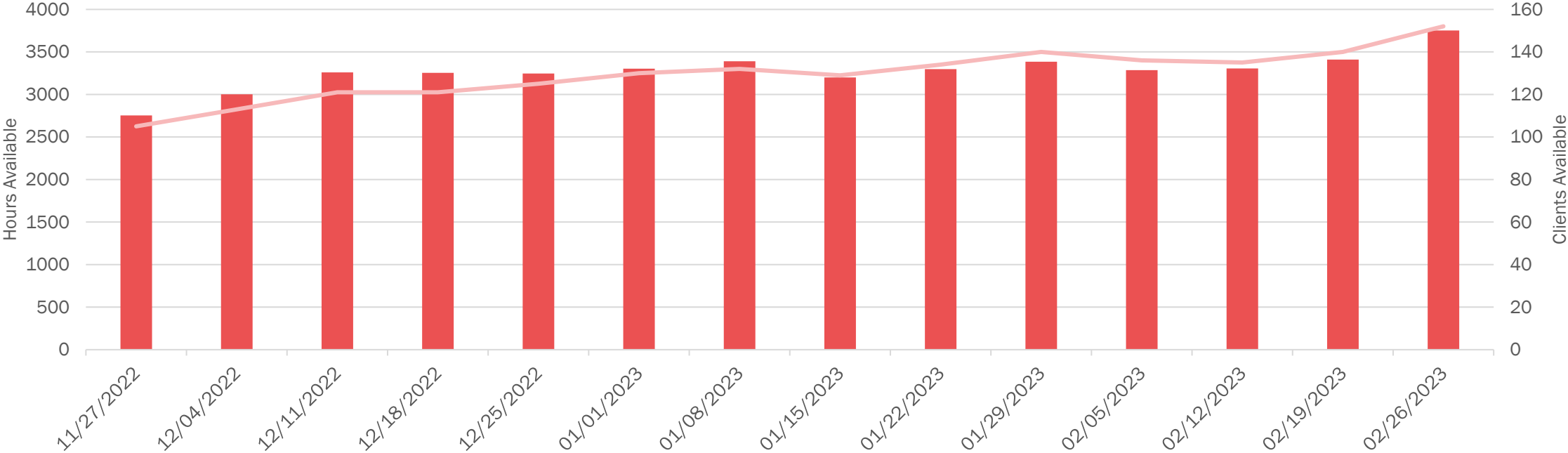
**Referrals Entered (red bar):** Referrals entered during the week by case managers requesting service  
**Total Referrals Processed (blue bar):** Referrals accepted for service by providers, during the week  
**Repeat Referral (pink bar with shield shaped number):** Referrals previously accepted with service initiated; service ended; case managers re-entered onto referral portal during week seeking service again

# Home Care Provider Referral Portal – Available Referrals

NOTE: Data does not include referrals for the OHA@Home Cost Share program or managed care.

152 individuals waiting for total of 3,752 hours of service

Pool of Available Referrals at Week Start



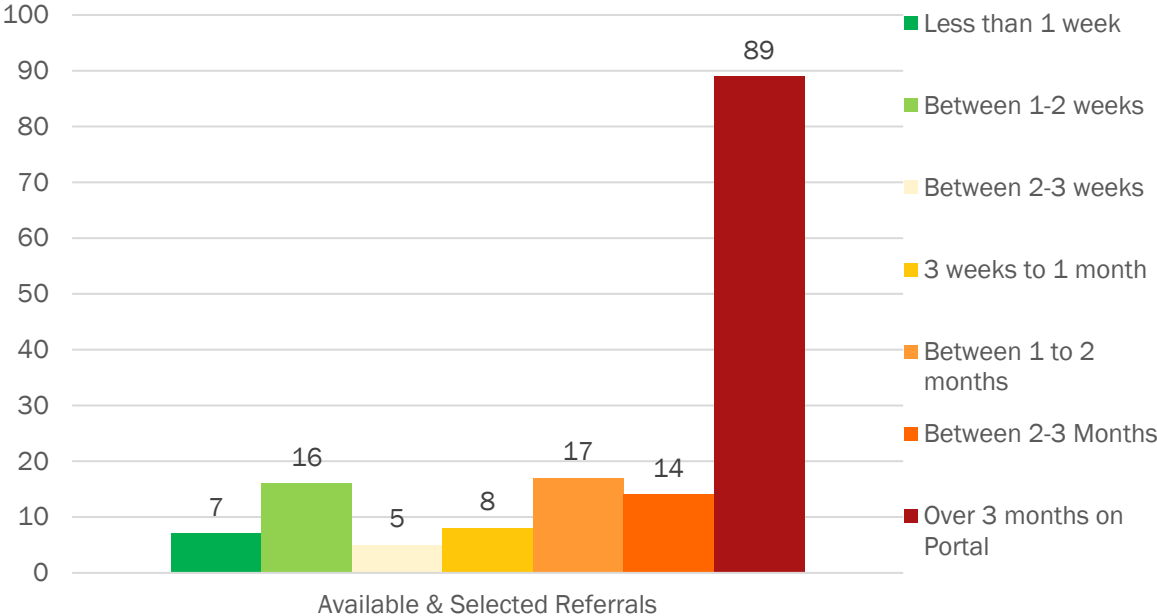
	11/27/2022	12/04/2022	12/11/2022	12/18/2022	12/25/2022	01/01/2023	01/08/2023	01/15/2023	01/22/2023	01/29/2023	02/05/2023	02/12/2023	02/19/2023	02/26/2023
Total Hours Available at Week Start	2753	3002	3259	3254	3246	3303	3390	3199	3298	3384	3285	3305	3410	3752
Total Clients Available at Week Start	105	113	121	121	125	130	132	129	134	140	136	135	140	152

# Home Care Provider Referral Portal – Aging of Referrals

NOTE: Data does not include referrals for the OHA@Home Cost Share program or managed care.

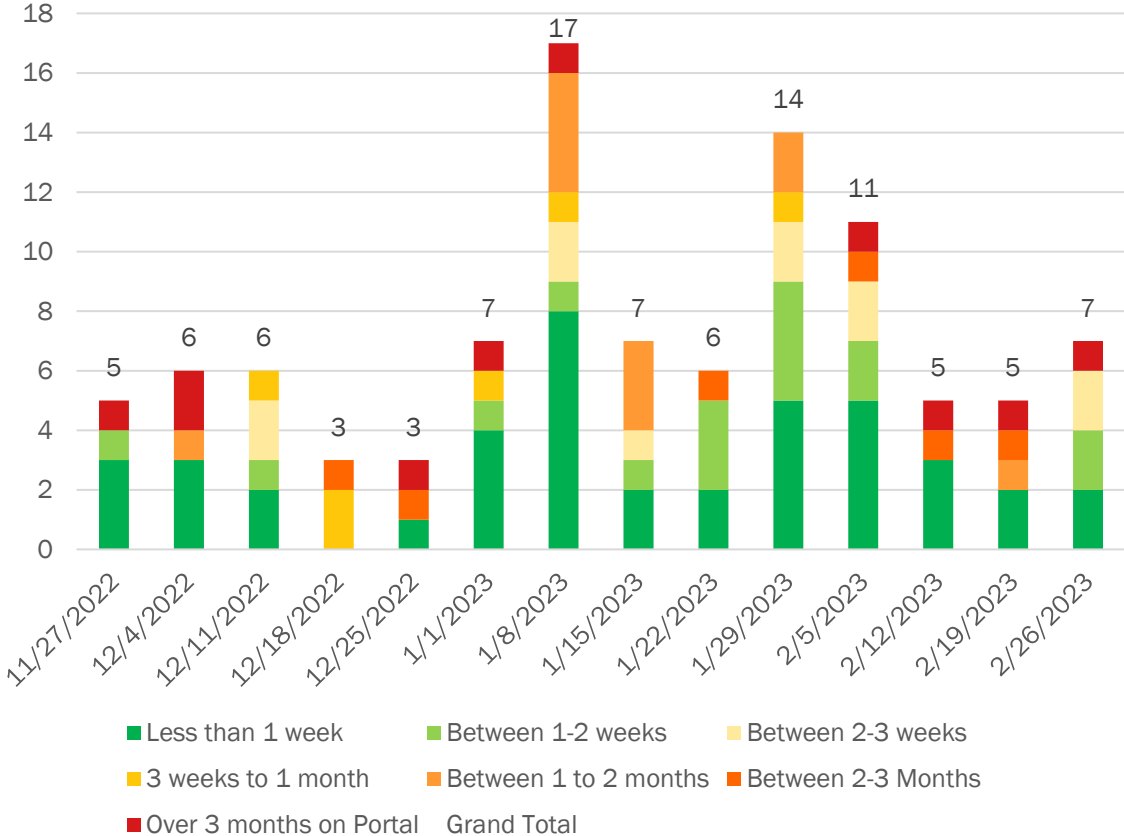
Case managers assign referrals an urgency level of 2 days, 5 days, or 14 days to be filled.

Current Aging of Available Referrals



• 66% of individuals referred have been waiting over two months for service.

Aging when Processed



# Home Care Provider Referral Portal – Referrals Available and Processed

## By Zip Code

NOTE: Data does not include referrals for the OHA@Home Cost Share program or managed care.

Postal Code	Region Name	Available/Selected	Processed
02806	Barrington	2	0
02809	Bristol	4	2
02813	Charlestown	2	1
02814	Chepachet	1	1
02816	Coventry	7	4
02817	West Greenwich	1	0
02818	East Greenwich	5	2
02825	Foster	1	0
02828	Greenville	1	0
02830	Harrisville/Burrillville	1	0
02831	Hope	2	0
02832	Hope Valley, Richmond	1	1
02835	Jamestown	1	0
02840	Newport	18	3
02852	North Kingstown	11	1
02857	North Scituate/Scituate	0	1
02860	Pawtucket	3	11
02861	Pawtucket	1	5
02863	Central Falls	2	2
02864	Cumberland	6	7
02865	Lincoln	0	2
02871	Portsmouth	1	0
02878	Tiverton	3	1
02879	Wakefield/Narragansett/Peace Dale/S Kingstown	4	0
02882	Narragansett/Point Judith	3	0

Postal Code	Region Name	Available/Selected	Processed
02885	Warren	3	2
02886	Warwick	4	7
02888	Warwick	1	3
02889	Warwick	5	2
02891	Westerly	6	0
02892	West Kingston/Richmond	1	0
02893	West Warwick	6	4
02895	Woonsocket	9	13
02896	North Smithfield	5	1
02898	Wyoming/Richmond	1	0
02903	Providence	1	8
02904	Providence/North Providence	3	15
02905	Providence/Cranston	4	6
02906	Providence	0	4
02907	Providence/Cranston	1	13
02908	Providence/North Providence	2	7
02909	Providence	4	13
02910	Cranston/Providence	0	1
02911	North Providence/Providence	0	3
02914	East Providence	7	3
02915	Riverside	1	8
02916	Rumford	1	1
02917	Smithfield	3	3
02919	Johnston/Providence	5	8
02920	Cranston	2	14
02921	Cranston	0	3

➤ The red shaded columns show numbers of referrals currently available out of the total entered into the referral portal since its 3/2021 inception. The blue shaded column shows number of referrals processed in the past six months. No referrals have been received in postal code areas that are not listed.

# Home Care Provider Referral Portal

NOTE: Data does not include referrals for the OHA@Home Cost Share program or managed care.

## Referrals Available and Processed Based on Primary Diagnosis

Primary Diagnosis	Number Currently Available	Total Number Processed (within past 6 months)	Percent Processed (within past 6 months)
Behavioral disorders	1	2	67%
Cardiovascular disorders	16	34	68%
Dementia disorders	9	15	63%
Developmental disorders	0	1	100%
Endocrine disorders	18	21	54%
Muscular/skeletal disorders	61	53	46%
Neurological disorders	21	15	42%
Respiratory disorders	15	19	56%
Urinary/reproductive disorders	0	1	100%
Unknown	15	25	63%
<b>Grand Total</b>	<b>156</b>	<b>186</b>	<b>54%</b>

## Referrals Available and Processed Based on Hours Requested

Hours Per Week Requested	Referrals Currently Available	Total Processed Referrals (within past 6 months)	Number	Percent
1-10 hours	48	74	61%	
11-20 hours	33	33	50%	
21-30 hours	28	35	56%	
31-40 hours	21	15	42%	
41 hours plus	26	29	53%	
<b>Grand Total</b>	<b>156</b>	<b>186</b>	<b>54%</b>	

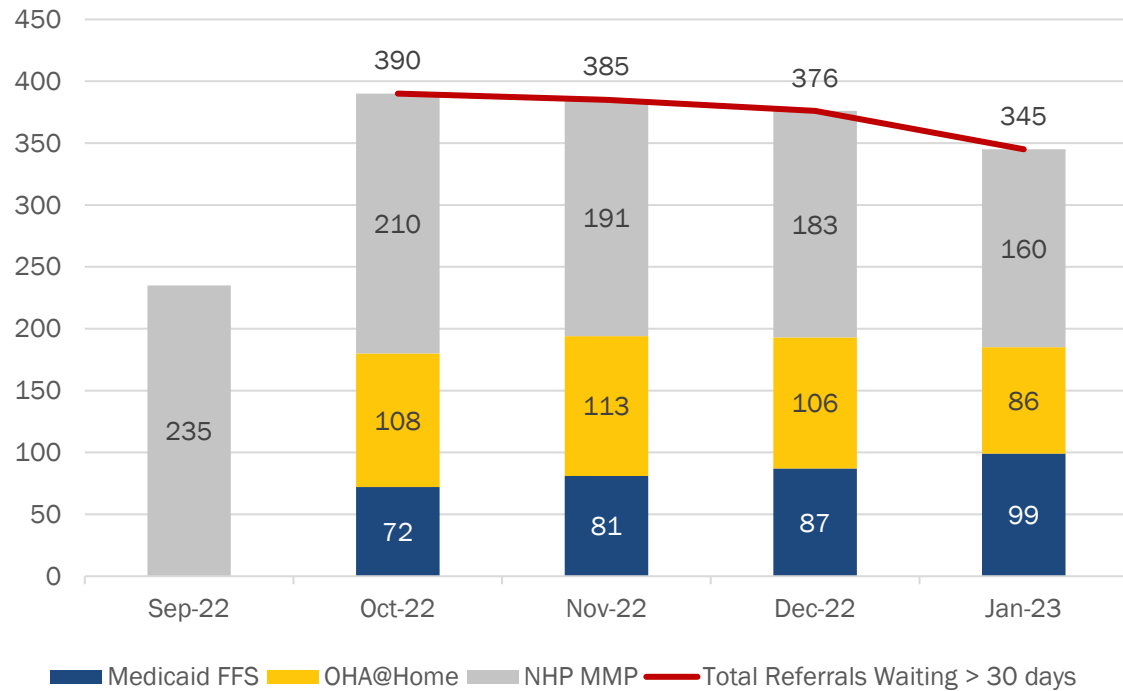
## Referrals Available and Processed Based Consumer Language

Primary Language	Referrals Currently Available	Total Processed Referrals (within past 6 months)	Number	Percent
English	142	140	50%	
Spanish	9	37	80%	
Portuguese	2	5	71%	
Cantonese	0	1	100%	
Russian	0	1	100%	
Haitian Creole	0	1	100%	
Cambodian	2	0	0%	
French	0	1	100%	
<b>Grand Total</b>	<b>156</b>	<b>186</b>	<b>54%</b>	

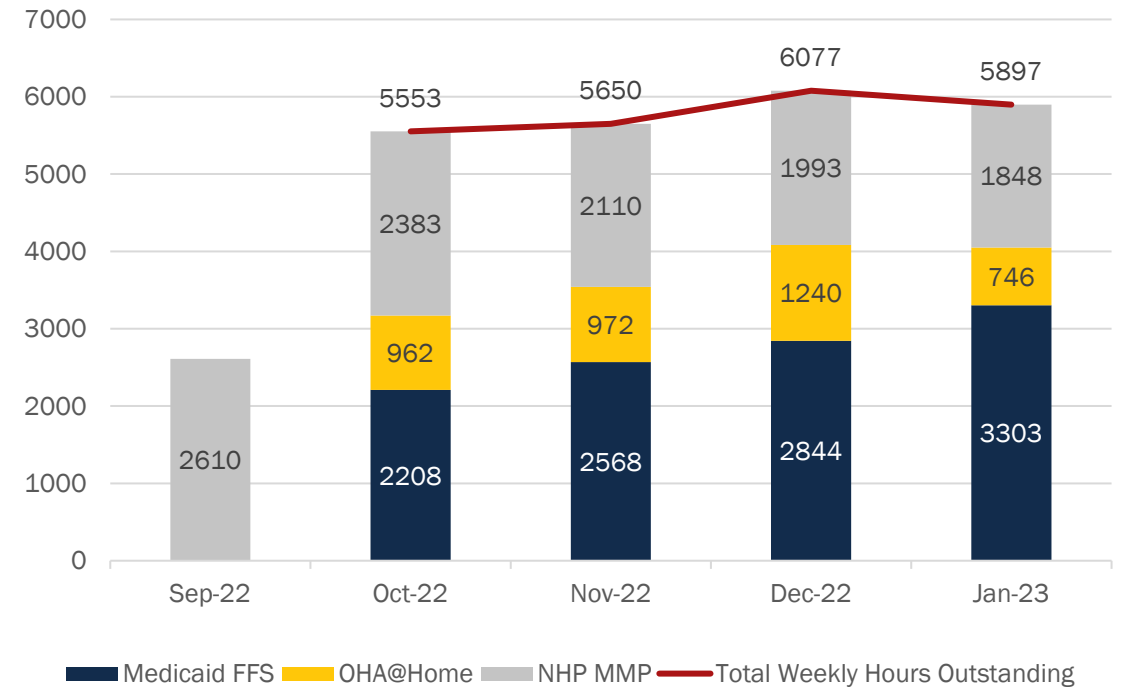
# Home Care Provider Referral Portal – Detail by Program

- Home Care referrals for OHA@Home Cost Share program participants and Neighborhood Health Plan of RI members are not tracked in the referral portal. Information is gathered separately and shown in the charts below.

Home Care Clients waiting > 30 days by Agency



Monthly Home Care Hours Unfulfilled by Agency



# Home Care Provider Referral Portal – Contact Information

Agency	Contact About	Telephone	Email
Gainwell Technologies Help Desk	Claim Status	401-784-8100	
Gainwell Technologies Marlene Lamoureux, Provider Representative	Provider Education and Training	401-784-3805	Marlene.Lamoureux@gainwelltechnologies.com
Department of Human Services	Eligibility and Prior Authorizations	401-415-8455	<a href="mailto:DHS.LTSS@dhs.ri.gov">DHS.LTSS@dhs.ri.gov</a>
Medicaid/Office of Community Programs	Prior Authorizations and general Home Care Provider Referral Portal issues	401-462-6393	<a href="mailto:OHHS.OCP@ohhs.ri.gov">OHHS.OCP@ohhs.ri.gov</a>
Office of Healthy Aging	Prior Authorizations <i><b>NOTE:</b> Contact the regional case management agency first (see next page). If issues remain unresolved, contact OHA.</i>	401-462-0568	Melody.Rodrigues@oha.ri.gov

# Home Care Provider Referral Portal – Contact Information

## OHA Regional Case Management Agencies

Agency	Telephone	Email
Child and Family Services – Newport/Middletown	401-848-4120	<a href="mailto:jstephens-burt@childandfamilyri.org">jstephens-burt@childandfamilyri.org</a>
Child and Family Services – Providence	401-595-3708	<a href="mailto:jstephens-burt@childandfamilyri.org">jstephens-burt@childandfamilyri.org</a>
East Bay CAP	401-490-1152	<a href="mailto:rcovington@ebcap.org">rcovington@ebcap.org</a>
Tri-County CAP	401-709-2643	<a href="mailto:rspirito@tricountyri.org">rspirito@tricountyri.org</a>
West Bay CAP	401-924-5250	<a href="mailto:Bbishop@westbaycap.org">Bbishop@westbaycap.org</a> <a href="mailto:kmchugh@westbaycap.org">kmchugh@westbaycap.org</a>

Updated Home Care Provider Referral Portal data reports will be available each month on the EOHHS website.