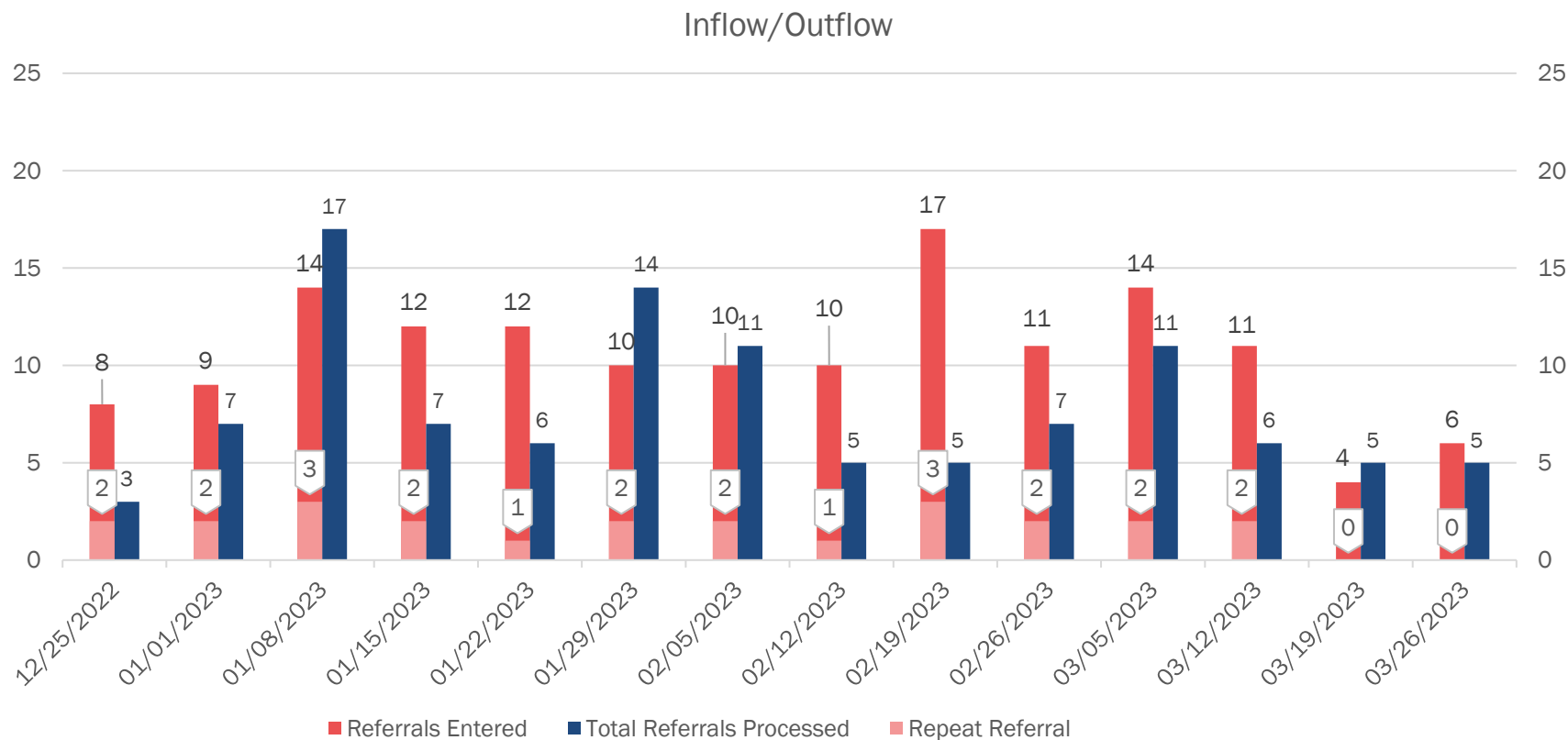


# Home Care Provider Referral Portal – Summary

NOTE: Data does not include referrals for the OHA@Home Cost Share program or managed care.

| April 7, 2023   |  |
|---|--|
| 341 Total Referrals   |  |
| <ul style="list-style-type: none"> <li>• 108 Available</li> <li>• 54 Selected (for review by provider)</li> <li>• 179 Processed (with service authorized in the past six months)</li> </ul> |  |

|   |     |
|---|-----|
| Percent of Total Referrals Processed (within past six months) | 53% |
|---|-----|



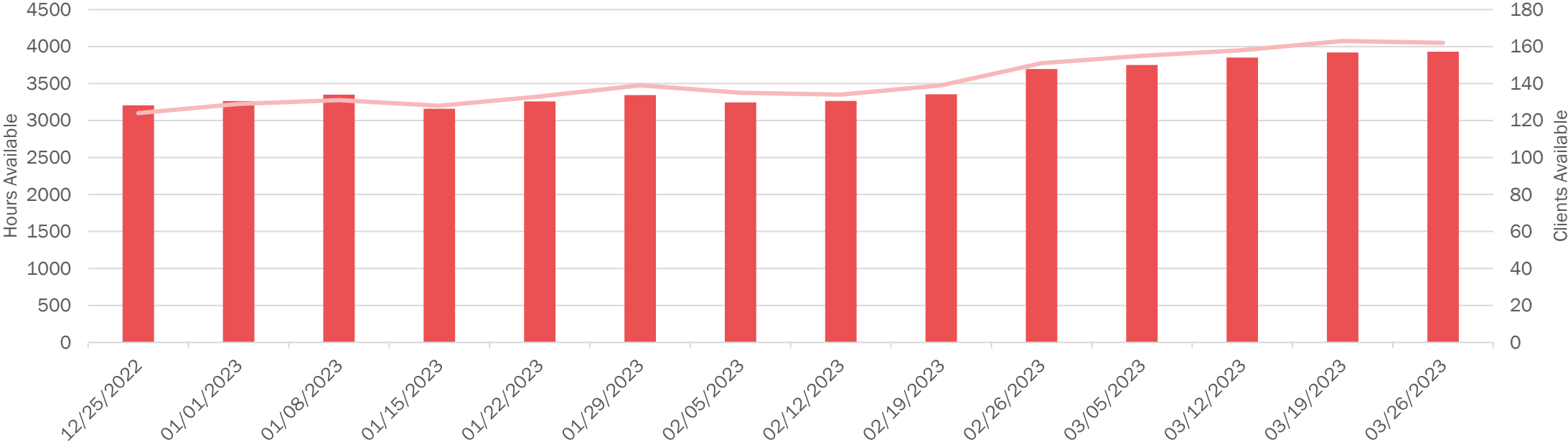
Referrals Entered (red bar): Referrals entered during the week by case managers requesting service  
Total Referrals Processed (blue bar): Referrals accepted for service by providers, during the week  
Repeat Referral (pink bar with shield shaped number): Referrals previously accepted with service initiated; service ended; case managers re-entered onto referral portal during week seeking service again

# Home Care Provider Referral Portal – Available Referrals

NOTE: Data does not include referrals for the OHA@Home Cost Share program or managed care.

162 individuals waiting for total of 3,930 hours of service

Pool of Available Referrals at Week Start



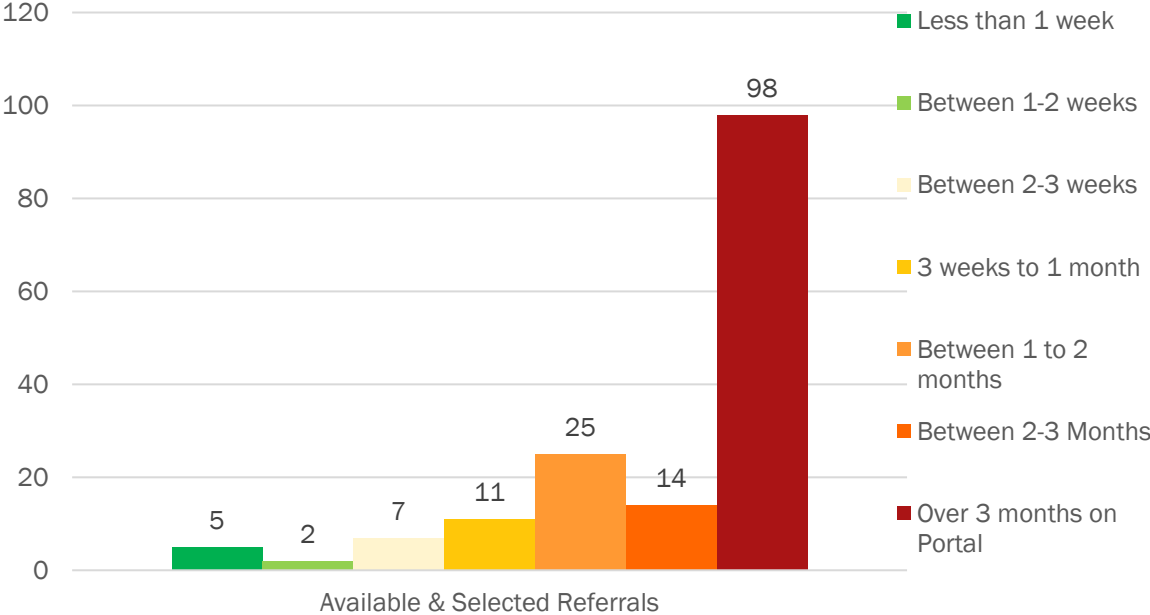
|                                       | 12/25/2022 | 01/01/2023 | 01/08/2023 | 01/15/2023 | 01/22/2023 | 01/29/2023 | 02/05/2023 | 02/12/2023 | 02/19/2023 | 02/26/2023 | 03/05/2023 | 03/12/2023 | 03/19/2023 | 03/26/2023 |
|---------------------------------------|------------|------------|------------|------------|------------|------------|------------|------------|------------|------------|------------|------------|------------|------------|
| Total Hours Available at Week Start   | 3206       | 3263       | 3350       | 3159       | 3258       | 3344       | 3245       | 3265       | 3354       | 3696       | 3750       | 3851       | 3920       | 3930       |
| Total Clients Available at Week Start | 124        | 129        | 131        | 128        | 133        | 139        | 135        | 134        | 139        | 151        | 155        | 158        | 163        | 162        |

# Home Care Provider Referral Portal – Aging of Referrals

NOTE: Data does not include referrals for the OHA@Home Cost Share program or managed care.

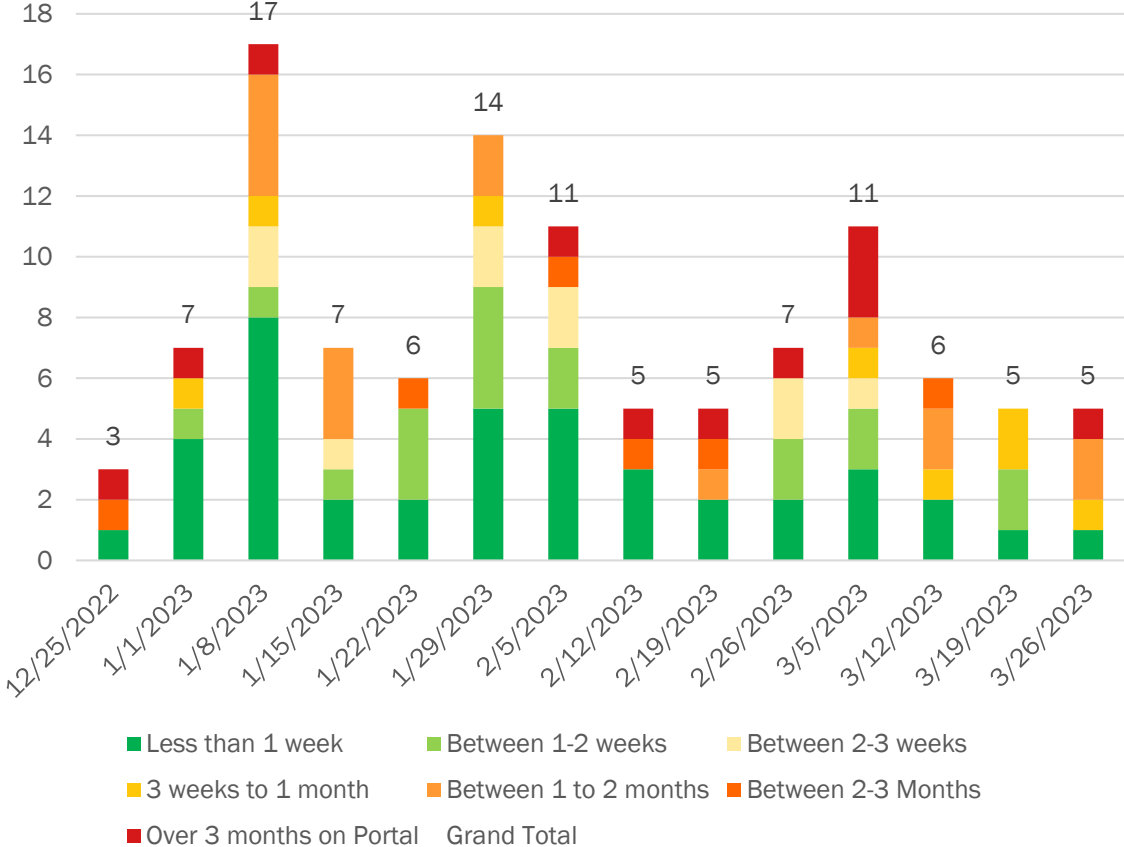
Case managers assign referrals an urgency level of 2 days, 5 days, or 14 days to be filled.

Current Aging of Available Referrals



• 69% of individuals referred have been waiting over two months for service.

Aging when Processed



# Home Care Provider Referral Portal – Referrals Available and Processed

## By Zip Code

NOTE: Data does not include referrals for the OHA@Home Cost Share program or managed care.

| Postal Code | Region Name                                   | Available/Selected | Processed |
|-------------|---|--------------------|-----------|
| 02806       | Barrington                                    | 2                  | 0         |
| 02809       | Bristol                                       | 4                  | 2         |
| 02813       | Charlestown                                   | 2                  | 1         |
| 02814       | Chepachet                                     | 1                  | 1         |
| 02816       | Coventry                                      | 7                  | 4         |
| 02817       | West Greenwich                                | 1                  | 0         |
| 02818       | East Greenwich                                | 5                  | 2         |
| 02825       | Foster  | 1                  | 0         |
| 02828       | Greenville                                    | 1                  | 0         |
| 02830       | Harrisville/Burrillville                      | 1                  | 0         |
| 02831       | Hope  | 2                  | 0         |
| 02832       | Hope Valley, Richmond                         | 1                  | 1         |
| 02835       | Jamestown                                     | 1                  | 0         |
| 02840       | Newport                                       | 18                 | 3         |
| 02852       | North Kingstown                               | 11                 | 1         |
| 02857       | North Scituate/Scituate                       | 0                  | 1         |
| 02860       | Pawtucket                                     | 3                  | 11        |
| 02861       | Pawtucket                                     | 1                  | 5         |
| 02863       | Central Falls                                 | 2                  | 2         |
| 02864       | Cumberland                                    | 6                  | 7         |
| 02865       | Lincoln                                       | 0                  | 2         |
| 02871       | Portsmouth                                    | 1                  | 0         |
| 02878       | Tiverton                                      | 3                  | 1         |
| 02879       | Wakefield/Narragansett/Peace Dale/S Kingstown | 4                  | 0         |
| 02882       | Narragansett/Point Judith                     | 3                  | 0         |

| Postal Code | Region Name                 | Available/Selected | Processed |
|-------------|-----------------------------|--------------------|-----------|
| 02885       | Warren                      | 3                  | 2         |
| 02886       | Warwick                     | 4                  | 7         |
| 02888       | Warwick                     | 1                  | 3         |
| 02889       | Warwick                     | 5                  | 2         |
| 02891       | Westerly                    | 6                  | 0         |
| 02892       | West Kingston/Richmond      | 1                  | 0         |
| 02893       | West Warwick                | 6                  | 4         |
| 02895       | Woonsocket                  | 9                  | 13        |
| 02896       | North Smithfield            | 5                  | 1         |
| 02898       | Wyoming/Richmond            | 1                  | 0         |
| 02903       | Providence                  | 1                  | 8         |
| 02904       | Providence/North Providence | 3                  | 15        |
| 02905       | Providence/Cranston         | 4                  | 6         |
| 02906       | Providence                  | 0                  | 4         |
| 02907       | Providence/Cranston         | 1                  | 13        |
| 02908       | Providence/North Providence | 2                  | 7         |
| 02909       | Providence                  | 4                  | 13        |
| 02910       | Cranston/Providence         | 0                  | 1         |
| 02911       | North Providence/Providence | 0                  | 3         |
| 02914       | East Providence             | 7                  | 3         |
| 02915       | Riverside                   | 1                  | 8         |
| 02916       | Rumford                     | 1                  | 1         |
| 02917       | Smithfield                  | 3                  | 3         |
| 02919       | Johnston/Providence         | 5                  | 8         |
| 02920       | Cranston                    | 2                  | 14        |
| 02921       | Cranston                    | 0                  | 3         |

➤ The red shaded columns show numbers of referrals currently available out of the total entered into the referral portal since its 3/2021 inception. The blue shaded column shows number of referrals processed in the past six months. No referrals have been received in postal code areas that are not listed.

# Home Care Provider Referral Portal – Referrals Available and Processed

## By Zip Code

NOTE: Data does not include referrals for the OHA@Home Cost Share program or managed care.

| Postal Code | Region Name                                   | Available/Selected | Processed |
|-------------|---|--------------------|-----------|
| 02806       | Barrington                                    | 2                  | 0         |
| 02809       | Bristol                                       | 4                  | 2         |
| 02813       | Charlestown                                   | 2                  | 1         |
| 02814       | Chepachet                                     | 1                  | 0         |
| 02816       | Coventry                                      | 7                  | 6         |
| 02817       | West Greenwich                                | 1                  | 0         |
| 02818       | East Greenwich                                | 5                  | 1         |
| 02825       | Foster  | 1                  | 0         |
| 02828       | Greenville                                    | 2                  | 0         |
| 02830       | Harrisville/Burrillville                      | 0                  | 1         |
| 02831       | Hope  | 2                  | 0         |
| 02832       | Hope Valley, Richmond                         | 1                  | 1         |
| 02835       | Jamestown                                     | 1                  | 0         |
| 02840       | Newport                                       | 16                 | 5         |
| 02852       | North Kingstown                               | 12                 | 1         |
| 02857       | North Scituate/Scituate                       | 0                  | 1         |
| 02860       | Pawtucket                                     | 3                  | 12        |
| 02861       | Pawtucket                                     | 1                  | 3         |
| 02863       | Central Falls                                 | 3                  | 1         |
| 02864       | Cumberland                                    | 7                  | 7         |
| 02865       | Lincoln                                       | 0                  | 2         |
| 02871       | Portsmouth                                    | 1                  | 0         |
| 02878       | Tiverton                                      | 3                  | 0         |
| 02879       | Wakefield/Narragansett/Peace Dale/S Kingstown | 4                  | 0         |
| 02882       | Narragansett/Point Judith                     | 3                  | 1         |

| Postal Code | Region Name                 | Available/Selected | Processed |
|-------------|-----------------------------|--------------------|-----------|
| 02885       | Warren                      | 3                  | 2         |
| 02886       | Warwick                     | 3                  | 6         |
| 02888       | Warwick                     | 1                  | 2         |
| 02889       | Warwick                     | 3                  | 3         |
| 02891       | Westerly                    | 5                  | 1         |
| 02892       | West Kingston/Richmond      | 1                  | 0         |
| 02893       | West Warwick                | 4                  | 6         |
| 02895       | Woonsocket                  | 8                  | 13        |
| 02896       | North Smithfield            | 3                  | 3         |
| 02898       | Wyoming/Richmond            | 1                  | 0         |
| 02903       | Providence                  | 1                  | 8         |
| 02904       | Providence/North Providence | 5                  | 13        |
| 02905       | Providence/Cranston         | 6                  | 5         |
| 02906       | Providence                  | 0                  | 3         |
| 02907       | Providence/Cranston         | 3                  | 11        |
| 02908       | Providence/North Providence | 3                  | 5         |
| 02909       | Providence                  | 5                  | 10        |
| 02910       | Cranston/Providence         | 1                  | 1         |
| 02911       | North Providence/Providence | 0                  | 3         |
| 02914       | East Providence             | 6                  | 2         |
| 02915       | Riverside                   | 3                  | 7         |
| 02916       | Rumford                     | 1                  | 1         |
| 02917       | Smithfield                  | 4                  | 4         |
| 02919       | Johnston/Providence         | 8                  | 8         |
| 02920       | Cranston                    | 2                  | 15        |
| 02921       | Cranston                    | 0                  | 2         |

➤ The red shaded columns show numbers of referrals currently available out of the total entered into the referral portal since its 3/2021 inception. The blue shaded column shows number of referrals processed in the past six months. No referrals have been received in postal code areas that are not listed.

# Home Care Provider Referral Portal

NOTE: Data does not include referrals for the OHA@Home Cost Share program or managed care.

## Referrals Available and Processed Based on Primary Diagnosis

| Primary Diagnosis              | Number Currently Available | Total Number Processed (within past 6 months) | Percent Processed (within past 6 months) |
|--------------------------------|----------------------------|---|--|
| Behavioral disorders           | 2                          | 2   | 50%                                      |
| Cardiovascular disorders       | 19                         | 33  | 63%                                      |
| Dementia disorders             | 7                          | 13  | 65%                                      |
| Developmental disorders        | 16                         | 1   | 6%                                       |
| Endocrine disorders            | 66                         | 20  | 23%                                      |
| Muscular/skeletal disorders    | 23                         | 50  | 68%                                      |
| Neurological disorders         | 14                         | 11  | 44%                                      |
| Respiratory disorders          | 2                          | 15  | 88%                                      |
| Urinary/reproductive disorders | 0                          | 1   | 100%                                     |
| Unknown                        | 15                         | 28  | 65%                                      |
| <b>Grand Total</b>             | <b>156</b>                 | <b>186</b>                                    | <b>54%</b>                               |

## Referrals Available and Processed Based on Hours Requested

| Hours Per Week Requested | Referrals Currently Available | Total Processed Referrals (within past 6 months) | Number | Percent    |
|--------------------------|-------------------------------|--|--------|------------|
| 1-10 hours               | 49                            | 75   |        | 60%        |
| 11-20 hours              | 35                            | 29   |        | 45%        |
| 21-30 hours              | 34                            | 31   |        | 48%        |
| 31-40 hours              | 19                            | 17   |        | 47%        |
| 41 hours plus            | 25                            | 27   |        | 52%        |
| <b>Grand Total</b>       | <b>162</b>                    | <b>179</b>                                       |        | <b>52%</b> |

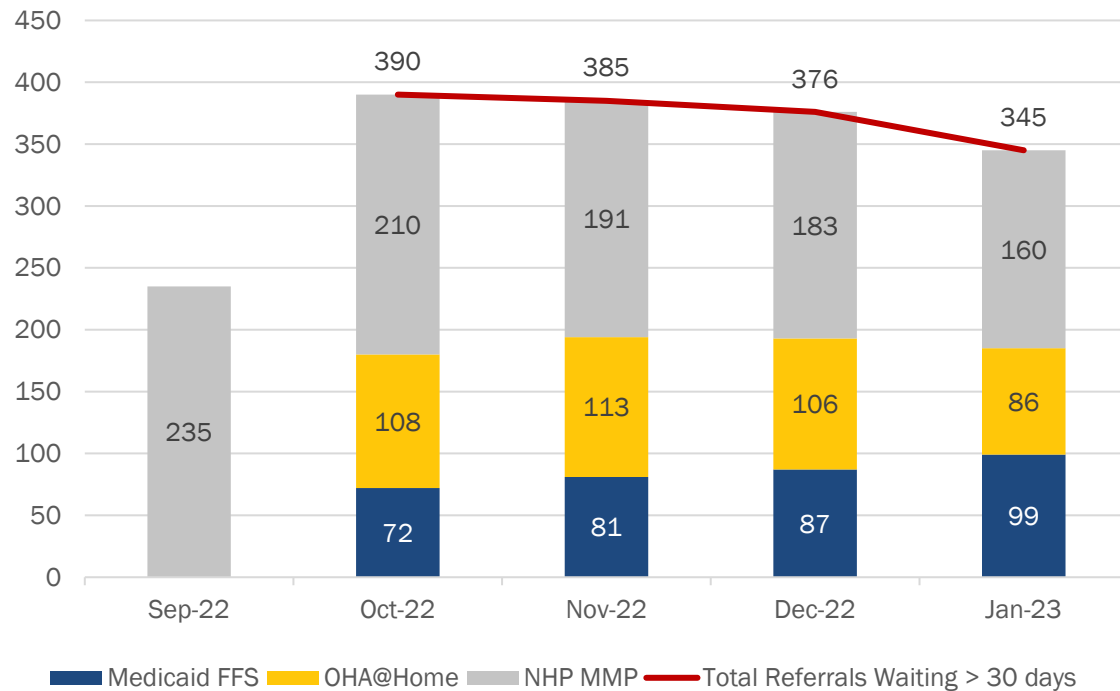
## Referrals Available and Processed Based Consumer Language

| Primary Language   | Referrals Currently Available | Total Processed Referrals (within past 6 months) | Number | Percent    |
|--------------------|-------------------------------|--|--------|------------|
| English            | 144                           | 139  |        | 49%        |
| Spanish            | 13                            | 31   |        | 70%        |
| Portuguese         | 3                             | 5  |        | 63%        |
| Cantonese          | 0                             | 1  |        | 100%       |
| Russian            | 0                             | 1  |        | 100%       |
| Haitian Creole     | 0                             | 0  |        | 0%         |
| Cambodian          | 2                             | 0  |        | 0%         |
| French             | 0                             | 1  |        | 100%       |
| <b>Grand Total</b> | <b>162</b>                    | <b>179</b>                                       |        | <b>52%</b> |

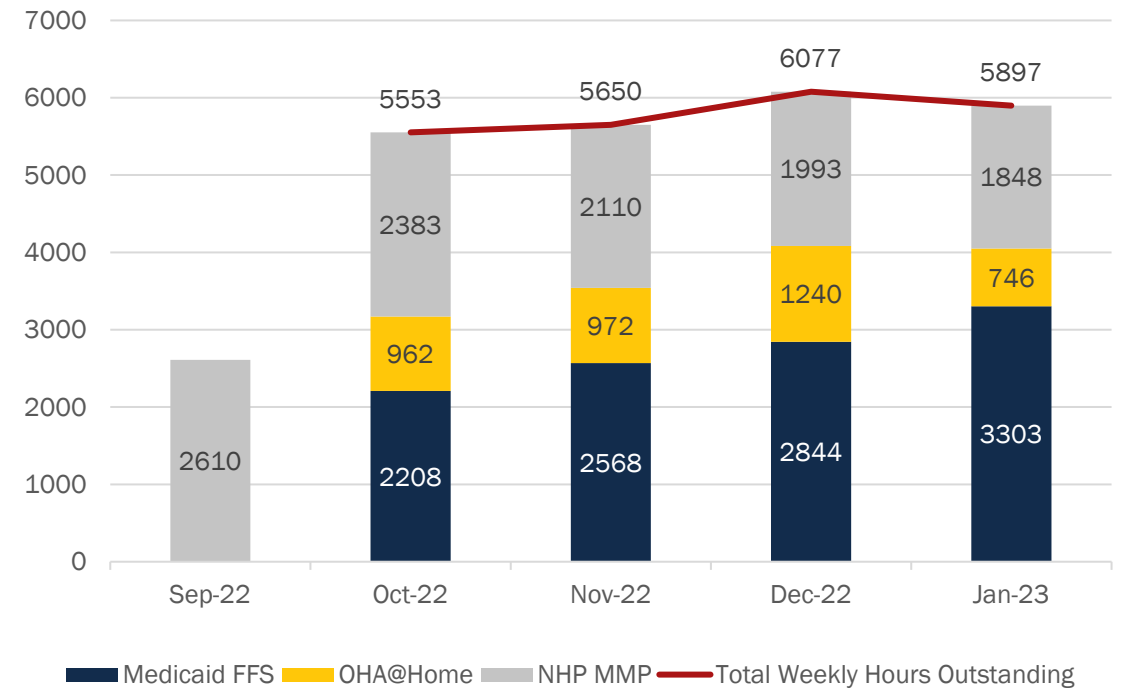
# Home Care Provider Referral Portal – Detail by Program

- Home Care referrals for OHA@Home Cost Share program participants and Neighborhood Health Plan of RI members are not tracked in the referral portal. Information is gathered separately and shown in the charts below.

Home Care Clients waiting > 30 days by Agency



Monthly Home Care Hours Unfulfilled by Agency



# Home Care Provider Referral Portal – Contact Information

| Agency   | Contact About  | Telephone    | Email  |
|--|--|--------------|--|
| Gainwell Technologies Help Desk  | Claim Status   | 401-784-8100 |  |
| Gainwell Technologies<br>Marlene Lamoureux,<br>Provider Representative | Provider Education and Training  | 401-784-3805 | Marlene.Lamoureux@gainwelltechnologies.com                     |
| Department of Human Services   | Eligibility and Prior Authorizations   | 401-415-8455 | <a href="mailto:DHS.LTSS@dhs.ri.gov">DHS.LTSS@dhs.ri.gov</a>   |
| Medicaid/Office of Community Programs                                  | Prior Authorizations and general Home Care Provider Referral Portal issues   | 401-462-6393 | <a href="mailto:OHHS.OCP@ohhs.ri.gov">OHHS.OCP@ohhs.ri.gov</a> |
| Office of Healthy Aging  | Prior Authorizations<br><i><b>NOTE:</b> Contact the regional case management agency first (see next page). If issues remain unresolved, contact OHA.</i> | 401-462-0568 | Melody.Rodrigues@oha.ri.gov                                    |



# Home Care Provider Referral Portal – Contact Information

## OHA Regional Case Management Agencies

| Agency  | Telephone    | Email  |
|---|--------------|--|
| Child and Family Services<br>– Newport/Middletown | 401-848-4120 | <a href="mailto:jstephens-burt@childandfamilyri.org">jstephens-burt@childandfamilyri.org</a>   |
| Child and Family Services<br>– Providence         | 401-595-3708 | <a href="mailto:jstephens-burt@childandfamilyri.org">jstephens-burt@childandfamilyri.org</a>   |
| East Bay CAP                                      | 401-490-1152 | <a href="mailto:rcovington@ebcap.org">rcovington@ebcap.org</a>   |
| Tri-County CAP                                    | 401-709-2643 | <a href="mailto:rspirito@tricountyri.org">rspirito@tricountyri.org</a>   |
| West Bay CAP                                      | 401-924-5250 | <a href="mailto:Bbishop@westbaycap.org">Bbishop@westbaycap.org</a><br><a href="mailto:kmchugh@westbaycap.org">kmchugh@westbaycap.org</a> |

Updated Home Care Provider Referral Portal data reports will be available each month on the EOHHS website.